



Scan the QR code to install the control APP.

OPERATION MANUAL



Thank you very much for purchasing our product.
Before using your unit, please read this manual carefully and keep it for future reference.

1. Mobile Device Setting

AP Mode is available for wireless distribution on mobile device side.

- AP Mode connecting WLAN:

1.1 Install APP

- ① Scan the following QR code to install the **Comfort Home**.


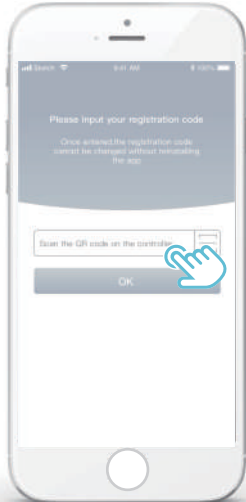


- ② Please research "**Comfort Home**" in APP STORE or GOOGLE PLAY to install the APP.

This APP is only applicable to Android 7.0 and IOS7, or newer operation systems.

1.2 Sign in/Sign up

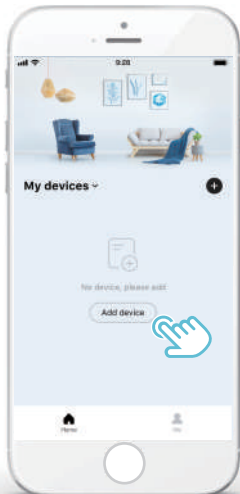
Please input your registration code. The Registration code is: **"HP41632"**
You will enter in **MEGA HP**.
Register your account according to the guidance. Click the "Sign up" and
create a new account.



1.3 Add Home Appliances:

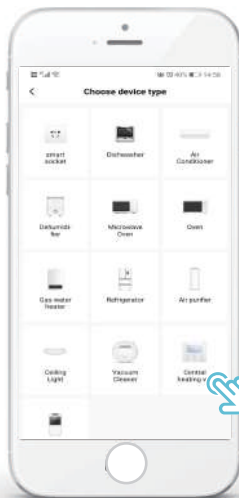
1) Add your device following the guidance.

Click "Add device" to add your Heat Pump. Click on "Ready". You must have the password of the Wi-Fi.

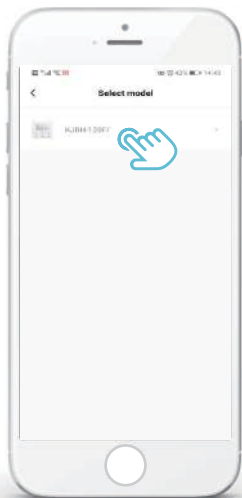


2) Login to your home Wifi

Select the Wifi in your home and type in the password for this Wifi
Select the Wired controller of Heat pump



3) The App will automatically find out the controller, here the controller is KJRH-120F. Check the operation is completed and click on "Next"

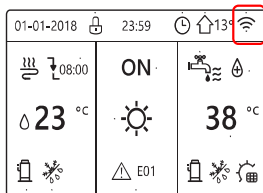
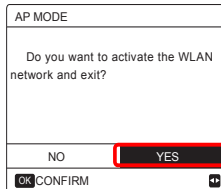
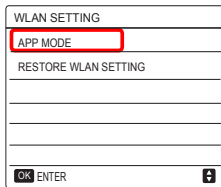
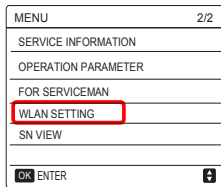


4) Wired controller setting.

Go to "MENU"> "WLAN SETTING"> "AP MODE". Press "OK" to activate the WLAN, refer to Figure. Select YES, press OK to select AP mode.

Select AP Mode correspondingly on the mobile device and continue the follow-up settings according to the APP prompts.

Now you can see in the principal page of controller the icon of Wifi will flash

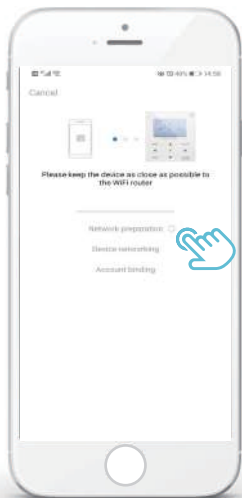


5) Connect to the new Wifi.

Once the connection starts, the app will ask you to connect your

phone with another Wi-Fi: c3_xxxx

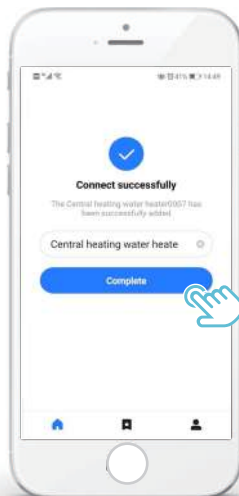
The Wifi password is: 12345678



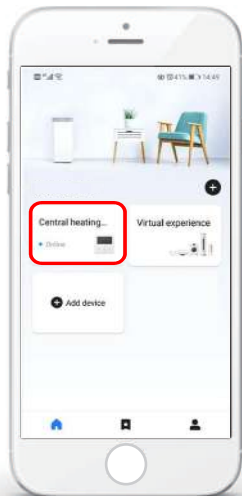
6) Finishing Up

Go Back to the App , it will take some time for the app to finish up

7) Click on “Complete”, once the Account binding is finished



8) It will show the Status as Online . Enter the device to control its settings



Comfort Home APP User interface

